



Radin Mas Primary School
Primary 6
Parents' Briefing



17 January 2025





Table of contents

01

Vice Principal's Address
PSLE Matters, Full Subject
Based Banding and Home
School Partnership

02

Year Head's Address
Level Programmes & Direct
School Admission (DSA)

03

Parents' Workshop
Understanding Emotions and
Managing Exam Stress –
Ms Ng Wei Wei

04

Meeting the Form Teachers
Class Focus and Expectations



A decorative background featuring various geometric shapes like triangles and polygons in teal, pink, and orange, scattered across the white page. A central orange square contains the text '01'.

01

Vice Principal's Address

The background features several colorful, multi-faceted geometric shapes in shades of teal, pink, and orange, scattered across the white space. A central orange square contains the number '02'.

02

Year Head's Address

Expectations

Respect and Graciousness:
Words and Actions.

Attendance: Every Day Matters.

Punctuality: 7:40 am

Start Right

- We set clear expectations for students.
- Ask your children about the Start Right rules for classrooms, hallways and recess.



Conduct and Consequences

Follow-up and Consequences

- The school recognises that students are children who are developing their empathy, self-responsibility, and self-discipline.
- Students who commit offences will be held responsible for their actions. Every effort will be taken to educate them and help them to learn from their mistakes.

CONSEQUENCES FOR SERIOUS OFFENCES

When students commit more serious offences such as cheating, stealing, being openly defiant or fighting, the school can mete out consequences such as detention or suspension.

Serious offences may also warrant a drop in the student's conduct grade. A student's conduct grade, awarded at the end of each semester. It is a form of recognition for good behaviour, or a reflection of a student's poor behaviour.

**FAIR
OR
POOR
CONDUCT
GRADE**

These students will not be eligible for any school-based or national awards (e.g., Eagles, ECHA, Edusave).

Step down from leadership positions (e.g., Prefect, Class Monitor).

Students with adverse conduct grade may not be considered for DSA.

Holistic Education

Physical

- Olympic Festival
- P6 Interclass Games
- CCA
- Sports Education Programme

Aesthetics

- Music – Ukulele
- Visual Art/Artists
- RMPS Got Talent

Cognitive

- Straight from the Heart
- MT Fortnight
- Experiential Learning

Health & Safety

- Road Safety Talks
- Health Talks & Checks
- Fire/Lockdown Drills
- Health Week

Social & Moral

- Form Teacher Guidance Periods
- Growth Mindset
- Make-a-Mark
- NE Commerations

Multi-Disciplinary


- Multi-Disciplinary Project Work (MDPW)
- STEAM Week
- Fun With Learning Day



Primary 6

Key Programmes

Multi-Disciplinary Project Work (MDPW)



Applied Learning Programme (ALP)



- Embark on 6 year progressive Computational Thinking integrated with Design Thinking curriculum
- Exposed to real world problems
- Design Thinking Process

S.T.E.A.M Week & FUN With Learning Day (FWLD)



Physical & Aesthetics



- Music - Ukulele
- P6 Interclass Games

- Art – Visual Arts/Artists
- RMPS Got Talent

- Olympic Festival
- Sports Education Programme

Social and Moral



Circle Time



Breakfast with Form Teachers

Foster well-being in our students and develop positive relationships through engaging and meaningful conversations.

Bonding Week



School-Based Character & Citizenship Education Programmes

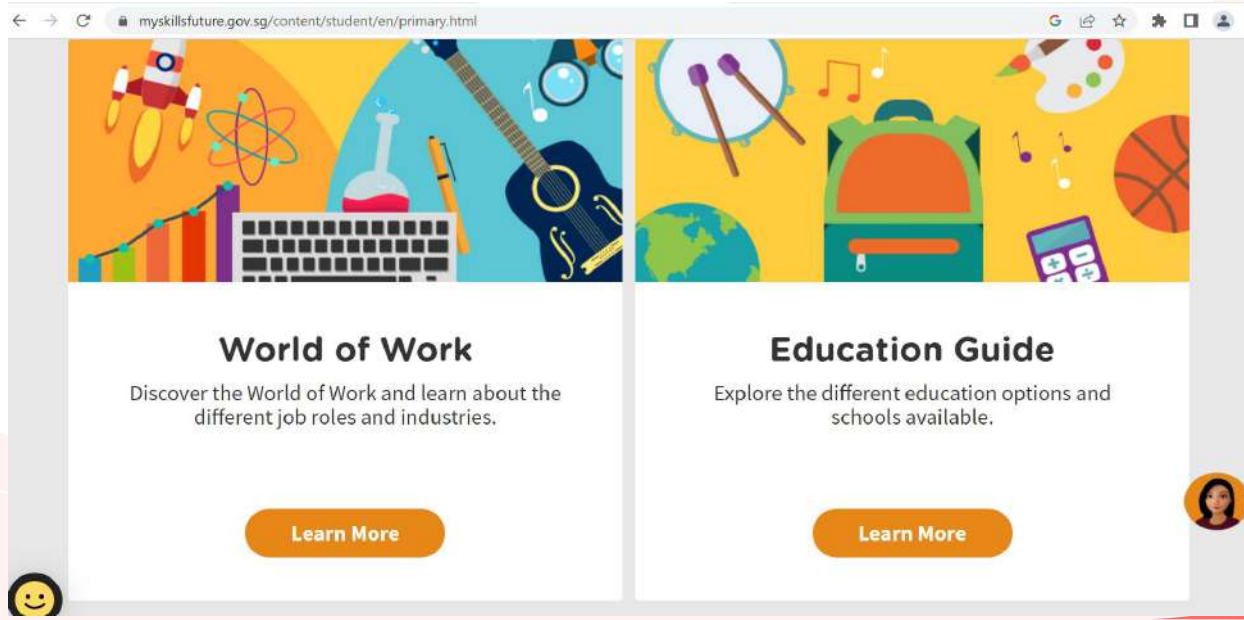


Build confidence in students' self-image through building of life skills and Social Emotional Competencies

Social & Moral

Education Career Guidance (ECG)

- Serves to build our students' aspiration (schools or career based on interest and strengths)
- My SkillsFuture portal (explore education pathways & careers)



The screenshot displays the My SkillsFuture portal interface. At the top, there is a navigation bar with the URL `myskillsfuture.gov.sg/content/student/en/primary.html`. Below the navigation bar is a colorful banner featuring various educational and career-related icons such as a rocket, a globe, a guitar, a drum, a backpack, and a calculator. The main content area is divided into two columns. The left column is titled "World of Work" and contains the text "Discover the World of Work and learn about the different job roles and industries." with a "Learn More" button below it. The right column is titled "Education Guide" and contains the text "Explore the different education options and schools available." with a "Learn More" button below it. A small profile picture of a woman is visible in the bottom right corner of the page.

Education Career Guidance (ECG)

moe.gov.sg/schoolfinder

A Singapore Government Agency Website [How to identify](#)

SchoolFinder CourseFinder Academic calendar Quick links My shortlisted (0)



Ministry of Education
SINGAPORE

Education levels Financial matters Education in SG

MOE

SchoolFinder

Explore schools based on their distance from your home, offered.



Select the school journey you wa

PSLE score range of 2022

	Affiliated	Non-affiliated
Posting Group 3	-	14 - 21
Posting Group 2	-	22 - 25
Posting Group 1	-	25 - 28

Subjects offered

Electives and programmes

DSA talent areas offered in 2023

Academic Support Programmes

- Remedial Lessons (for selected group of students) – Tues and Thurs
- June Holiday Supplementary Lessons (for all students)
- September Holiday Supplementary Lessons (for all students)
- Term 3 – CCA slots on Mondays will be changed to supplementary programmes (Attendance is compulsory)



Assessment (Primary 6)

- Timed Practice in Term 2 (May)
- Prelim Oral Examination (End July)
- Prelim Written Exam (Commence End July)



PSLE

2025 PSLE EXAMINATION CALENDAR (TENTATIVE)

Registration	Date
School Candidates	Wednesday, 09 April – Wednesday, 23 April
Mode of Assessment	
Oral	Wednesday, 13 August and Thursday, 14 August
Listening Comprehension	Tuesday, 16 September
Written Examination	Thursday, 25 September – Friday, 26 September Monday, 29 September – Wednesday, 1 October
Marking Exercise	Monday, 13 October – Wednesday, 15 October

Note: The examination timetable will be made available by 14 February 2025.

Increased Opportunities to Offer Higher Mother Tongue Languages in Secondary School

To better recognise and develop students' unique strengths and interests and allow more students to learn their MTL to as high a level as possible, from 2026, students who do well in their MTL at PSLE will be able to offer HMTL at Secondary 1, regardless of their overall PSLE Score

- Secondary 1 students who obtain AL1/AL2 in MTL or Distinction/Merit in HMTL at the PSLE will be able to take HMTL as a subject in secondary school.
- Students in secondary schools that do not offer HMTL classes may attend lessons at centralised locations.



Annex D2: DOs and DON'Ts for the examinations

To ensure that your responses are captured or read clearly during marking, you should take note of the following Dos and Don'ts:

DOs

OPTICAL ANSWER SHEETS (OAS)

- ✓ Use a 2B pencil to shade the ovals.
- ✓ Shade the oval completely.
- ✓ Erase completely your wrongly shaded ovals or any unnecessary marks.



ANSWER BOOKLET / ANSWER SHEET FOR WRITTEN PAPERS

- ✓ Use a 2B pencil to shade your multiple-choice questions (MCQ) ovals.
- ✓ Write your answers clearly with a blue or black ballpoint pen with 0.5mm tip size within the writing space provided.
- ✓ Cancel your errors made by crossing out your wrong word / sentence clearly.
- ✓ Erase completely your wrongly shaded MCQ ovals or any unnecessary marks outside the provided writing space.

DON'Ts



- ✗ **DON'T** write your answers with pencil.
- ✗ **DON'T** use correction fluid or correction tape to avoid smudges.
- ✗ **DON'T** crumple, fold, tear, wet or damage your OAS, answer booklet/ answer sheet in any way.
- ✗ **DON'T** use a highlighter to highlight any part of your answer.
- ✗ **DON'T** make any unnecessary markings (e.g. write, draw, shade, etc) on any part of the OAS / answer booklet / answer sheet, other than on the ovals / writing space provided.
- ✗ **DON'T** deface (e.g. shade, colour, write, etc) the barcodes, QR Codes and skunk marks printed on the OAS / answer booklet / answer sheet.

Post PSLE Activities

- Fun With Coding
- Art Experience – Hands-on Art Making/ Art Learning Journey
- Sports Education Experience – Archery
- P6 MDPW
- Career Fair
- Social Studies Learning Journey
- P6 Inter Class Games
- Graduation Day





Direct School Admission for Secondary Schools (DSA-Sec)

What is DSA-Sec?

- Provides Primary 6 students an opportunity to seek admission to a secondary school based on a diverse range of talents and achievements
- Each participating school offers distinctive programmes and sets its own selection process and criteria to admit students with talents that can be further developed



Features of the DSA-Sec Portal

1. Centralised online applications

- Applications will be centralised across all participating secondary schools
- The form will be **easy to fill** – you only have to key in contact details and your school and talent choices
Optional: The portal will also allow you to indicate any non-school-based achievements and activities related to the talent areas you applied for.
- You **do not need to submit testimonials or hardcopy documents** to the secondary school during application.

2. Application using Singpass

- Parents can access the Portal via their SingPass login. Only one parent's SingPass login is required.
- Parents who are unable to access their SingPass can approach the primary school for assistance.

3. No application fees

- No fees charged for DSA-Sec application and selection.
- We encourage all students who are passionate about and committed to developing particular talents to apply, regardless of family backgrounds.

Features of the DSA-Sec Portal

4. Making choices in the DSA-Sec portal

- Through the portal, you can easily identify schools that offer programmes for your child's talent area.
- You can indicate up to three choices. For each choice, you will need to choose a secondary school and a talent area from that school.
- The order of the choices does not matter during application.
- Of the three choices, up to two choices may be used to apply to the same school, for two different talent areas of that school. This is to cater to your child's multiple interests, and allow your child to choose different schools which can develop his/her strengths and interests.
- You and your child are encouraged to **consider your choices carefully**, and manage the time and effort participating in multiple trials and interviews.

Note. Students can apply separately to School of the Arts and Singapore Sports School, on top of the DSA-Sec choices made through the DSA-Sec Portal.

Examples of Possible Choice Combinations

EXAMPLE 1	Talent(s)	School(s)	Your child can apply to <u>up to three different schools</u> , with no restrictions on the talent areas.
	Choir	School A	
	Choir	School B	
	Choir	School C	
EXAMPLE 2	Talent(s)	School(s)	If your child chooses two areas in one school, he/she can apply to two different schools only ,
	Choir	School A	
	String Orchestra	School A	
	Choir	School B	
EXAMPLE 3 (Not allowed)	Talent(s)	School(s)	Your child cannot use all three choices on one school. He/she can leave the third choice blank or choose another school.
	Choir	School A	
	String Orchestra	School A	
	Mathematics	School A	

Apply for DSA-Sec through [DSA-Sec Application Portal](#).

Rank your offers, if you receive offers from multiple schools

June - August

Late-November

May - June
(4 weeks)

Late-October

Shortlisting and selection by secondary schools. Each secondary school has different selection criteria for its categories and programmes. Schools will inform you of the selection outcome **by Aug.**

You will know whether you have been allocated to a school through the DSA-Sec, at the same time you receive your PSLE results.

Things to note for Successful Applicants

- Successful applicants will not be allowed to make any school choices during the Secondary One Posting Exercise. They are expected to honour the commitment to the posted DSA school for the duration of the programme admitted to.

Things to note for Unsuccessful Applicants

- Unsuccessful DSA applicants or pupils who do not participate in the DSA Exercise must indicate their school choices(exercise 6 choices) at the Secondary One Posting Exercise by submitting their S1 Option Form (given together with PSLE results) through their primary schools or via the S1 internet System.
- These pupils will be able to opt for their preferred schools, including the schools that had not been able to offer them a place under the DSA Exercise.

Please note:

- NUSHS, SOTA, SST & SSP do not participate in the S1 Posting Exercise.
- **Interested students can only apply through the DSA Exercise .**

Integrated Programme (IP) Yr 1 to Yr 6

- Provides a six-year Secondary and Junior College (JC) education for academically-strong students who can benefit from a broader learning experience
- Students **do not need to take the GCE O-Level examination**

Schools offering a 6 year programme leading to the A-Levels

- **Catholic High School**
- **Cedar Girls' Secondary School**
- **CHIJ Nicholas Girls' School**
- **Dunman High School**
- **Hwa Chong Institution**
- **Nanyang Girls' High**
- **National Junior College**
- **Raffles Girls' School**
- **Raffles Institution**
- **River Valley High School**
- **Singapore Chinese Girls' School**
- **Temasek JC**
- **Victoria School**

Schools offering a 6 year programme leading to International Baccalaureate (IB) Diploma

- **Anglo Chinese School(I)**
- **Methodist Girls School**
- **Saint Joseph's Institution**
- **SOTA**
- **Singapore Sports School**

NUS HIGH SCHOOL offers a 6-year diploma leading to programme leading to NUS High School Diploma

Which school should my child apply to?

- Look for a school with **programmes that match your child's strengths and interests**
 - Schools are looking out for students whose interests and talents they can develop further.
 - Learn more about the secondary school's **pace of learning** and overall range of programmes
- **Get the latest information** about what each school offers by:
 - Visiting schools' websites
 - Attending schools' Open Houses to also experience their environments and cultures
 - Visiting the MOE's DSA-Sec website (will be updated around April 2025)

DSA Support from School

Dissemination of DSA Information

- List of participating schools, their ALP and LLP and dates of open house (P5 & P6)

Virtual Secondary School Fair

- Include P5 students and will be conducted end March (better informed of schools' talent areas)

Thursday, 4.4.2024

1	Raffles Institution
2	CHIJ St Theresa's Convent
3	Nanyang Girls' High School
4	ACS (Independent)
5	Methodist Girls School
6	Bukit Merah Secondary School
7	Clementi Town Secondary School
8	Victoria School
9	Crescent Girls' School
10	Commonwealth Secondary School
11	Queensway Secondary School
12	Kent Ridge Secondary School

Friday, 5.4.2024

1	Saint Joseph's Institution
2	Queenstown Secondary School
3	Raffles Girls' School
4	School of the Arts
5	Hwa Chong Institution
6	National Junior College
7	NUS High School of Math and Science
8	Gan Eng Seng Secondary School
9	Singapore Chinese Girls' School
10	School of Science and Technology


DSA Support from School

Dissemination of DSA Information

- Briefing on DSA matters and application (P5 & P6)

Interview Preparation for DSA Applicants

- Given a guide on preparation for interview
- Conduct a session with DSA applicants





A Guide to Prepare for DSA Interview

- This guide is to help you prepare for the panel interview.
- You must be diligent in preparing for the audition or performance task, depending on the talent area you have applied for.
- Remember, success depends mostly on preparation, and less on inspiration so prepare prior to your interview.
- Interview questions vary yearly, and from school to school. This is not meant to be a comprehensive guide; it is more of a tool for self-reflection and preparation.
- Interviewers are not looking for model answers so be calm when the questions you have prepared for were not asked during the interview.



Group Interview: What can you expect?

Group interviews allows interviewers to see how well you are able to articulate your views clearly in the presence of other applicants who have applied for the same domain. It also allows them to see how well you interact with the other applicants.

A Focus on Common Questions Asked

QUESTIONS ABOUT YOURSELF

1. Tell me about yourself/Give us a short introduction about yourself
Be prepared to answer this as interviewers want to know if you actually know yourself and can advertise yourself.
You can focus on PSST:

1. **Passion** – What are you passionate about?
2. **Strength(s)/Achievements(s)** – What is your greatest strength(s) and how do you intend to use this / these in future? What are your achievement(s)?
3. **Shortcoming(s)** – What is one weakness that has hindered you? What are you doing or have done to overcome it?
4. **Time** – How do you manage your time? What do you like to do in your spare time?

DSA Interview Preparation Workshop



A Focus on Common Questions Asked

QUESTIONS ABOUT YOURSELF

1. Tell me about yourself/Give us a short introduction about yourself
Be prepared to answer this as interviewers want to know if you actually know yourself and can advertise yourself.
You can focus on PSST:

1. **Passion** – What are you passionate about?
2. **Strength(s)/Achievements(s)** – What is your greatest strength(s) and how do you intend to use this / these in future? What are your achievement(s)?
3. **Shortcoming(s)** – What is one weakness that has hindered you? What are you doing or have done to overcome it?
4. **Time** – How do you manage your time? What do you like to do in your free time?



Radin Mas Primary School
A School Where All Work Hard, Play Hard and Make A Mark

Group Interview: What can you expect?

Group interviews allows interviewers to see how well you are able to articulate your views clearly in the presence of other applicants who have applied for the same domain. It also allows them to see how well you interact with the other applicants.

Thursday, 4.4.2024		Time
1	Raffles Institution	2.30PM - 3.00PM
2	CHIJ St Theresa's Convent	2.30PM - 3.00PM
3	Nanyang Girls' High School	2.30PM - 3.00PM
4	ACS (Independent)	2.30PM - 3.00PM
5	Methodist Girls School	3.15PM - 3.45PM
6	Bukit Merah Secondary School	3.15PM - 3.45PM
7	Clementi Town Secondary School	3.15PM - 3.45PM
8	Victoria School	4.00PM - 4.30PM
9	Crescent Girls' School	4.00PM - 4.30PM
10	Commonwealth Secondary School	4.00PM - 4.30PM
11	Queensway Secondary School	4.00PM - 4.30PM
12	Kent Ridge Secondary School	4.00PM - 4.30PM

Friday, 5.4.2024		Time
1	Saint Joseph's Institution	2.30PM - 3.00PM
2	Queenstown Secondary School	2.30PM - 3.00PM
3	Raffles Girls' School	2.30PM - 3.00PM
4	School of the Arts	2.30PM - 3.00PM
5	Hwa Chong Institution	3.15PM - 3.45PM
6	National Junior College	3.15PM - 3.45PM
7	NUS High School of Math and Science	3.15PM - 3.45PM
8	Gan Eng Seng Secondary School	4.00PM - 4.30PM
9	Singapore Chinese Girls' School	4.00PM - 4.30PM
10	School of Science and Technology	4.00PM - 4.30PM



Thank you



Contact Details :
Mrs Mani (Year Head Upper Primary)

malar_vizhi_govindan@schools.gov.sg

The background features several colorful geometric shapes, including triangles and squares, in shades of teal, pink, and orange, scattered across the white background. A large orange square is centered in the upper half of the page.

03

Parents' Workshop

Understanding Emotions and Managing Exam Stress –
Senior Counsellor, Ms Ng Wei Wei

The background features several colorful, 3D-style geometric shapes, including triangles and cubes, in shades of teal, pink, and orange, scattered across the white background. A central orange square contains the number 04.

04

Meeting the Form Teachers